

PALOMAT® INLINE ENQUIRY

Date: _____

Company name: _____ Contact name: _____

EUR-pallet (wooden) 1200x800x144 mm

If other pallets are handled, please **fill out the template on page 2** + attach a pallet drawing.

Plastic pallet Wooden pallet Steel pallet Other _____

Pallet drawing: Yes No

Other:

Conveyor type: Chain conveyer Roller conveyor

Conveyor height (mm): _____

Conveyor width (mm): _____

Standard colour RAL 7035 Other colour RAL _____

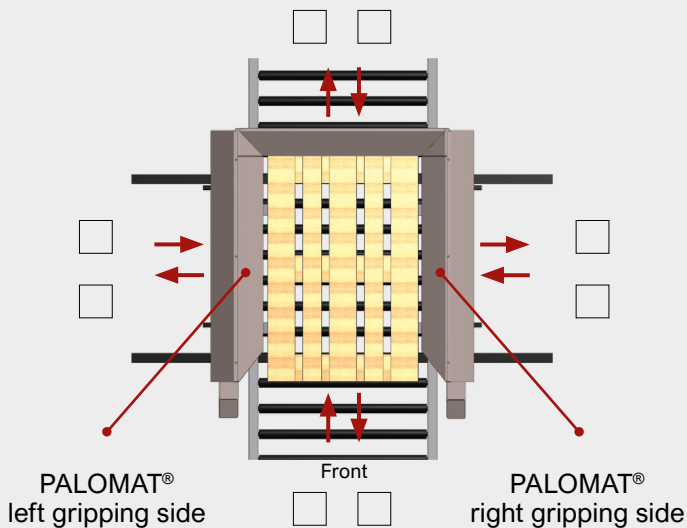
The PALOMAT® has to Stack Destack

Layout of the system from the costumer: Yes No

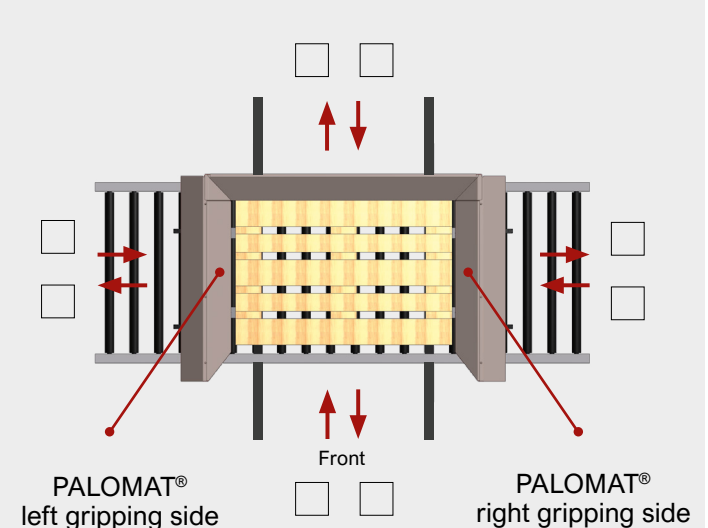
Pallet direction:

Mark the pallet direction with X on **one** of the drawings below

The PALOMAT® grips the pallet on **the long side**



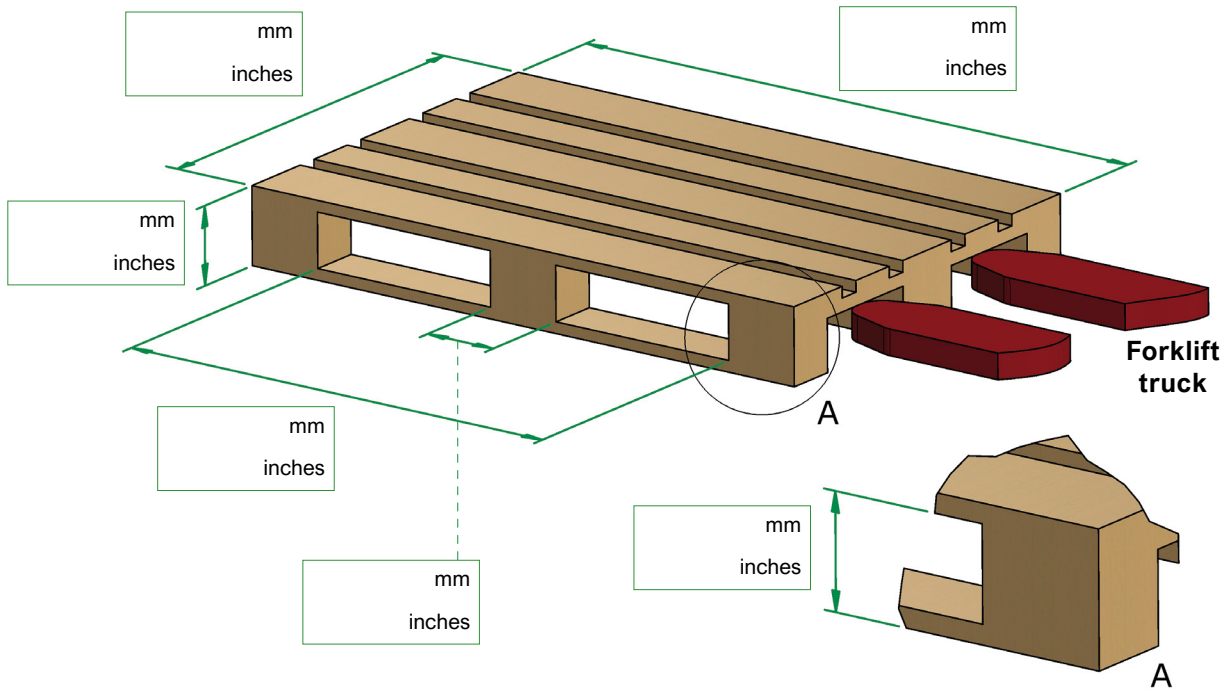
The PALOMAT® grips the pallet on **the short side**



Fill out the measurements of **one** of the pallets below (mm. **or** inches)

Weight: kg.

The PALOMAT® grips the pallet **on the long side**



The PALOMAT® grips the pallet **on the short side**

